

ELECTRODE LEADS

LEAD108 SERIES — MR CONDITIONAL/RADIOTRANSLUCENT LEADS FOR EL508/EL509



Use the LEAD108 Series with EL508 MR Conditional, radiotranslucent electrodes and EL509 disposable radiotranslucent dry electrodes.

All LEAD108 Series terminate in 1.5 mm female Touchproof sockets.

MRI Lead Guidelines

For MRI use, shorter leads are better...specifically, keeping lead lengths much shorter than the wavelength of the Larmor frequency (42.6 MHz/T) is critical. For a 3T machine, this is the speed of light divided by (42.6*3*1E6) or 2.34 meters. As field strengths increase, then lead lengths should continue to shorten. To record ECG, or any other biopotential signal, in MRI, short leads such as LEAD108B (15 cm) and LEAD108C (30 cm) are recommended; do not use 2-meter or 1-meter leads for biopotential signals in MRI.

- Recommended reading:* Thoralf Niendorf, Lukas Winter and Tobias Frauenrath (2012). [Electrocardiogram in an MRI Environment: Clinical Needs, Practical Considerations, Safety Implications, Technical Solutions and Future Directions](#), Advances in Electrocardiograms - Methods and Analysis, PhD. Richard Millis (Ed.), ISBN: 978-953-307-923-3, InTech, DOI: 10.5772/24340.

See [BIOPAC MRI Guidelines](#) for additional details.

MRI Usage:

MR Conditional to 9T

Condition:


Up to 9T, any scanning sequence, use with EL508 or EL509 MRI/RT electrodes only.

Lead108 Components: Polyvinyl chloride (PVC) plastic, carbon fiber leadwire, tinned copper connectors (1.5 mm female Touchproof socket), electrode clip (carbon filled ABS plastic)

SPECIFICATIONS

Construction:	Carbon fiber leadwire and electrode snap
Leadwire Diameter:	1.5 mm
Leadwire Resistance:	156 Ohms/meter
Leadwire Length:	LEAD108B 15 cm, LEAD108C 30 cm

LEAD110 SERIES — ELECTRODE LEADS




The LEAD110 Series, for use with disposable and other snap connector electrodes, are pinch leads for easy connection between the EL500-series snap electrodes and any BIOPAC biopotential amplifier or the GND terminal on the back of the UIM100C. Leads are 1.9 mm in diameter and terminate in standard 1.5 mm Touchproof connector and connect to BIOPAC modules or to a Modular Extension Cable (MEC series).

LEAD	TYPE	LENGTH	USAGE NOTE
LEAD110	Unshielded	1 m	Works best as a ground electrode
LEAD110A	Unshielded	3 m	Works best with ground or reference electrodes
LEAD110S-R	Shielded; red	1 m	Use with recording electrodes for minimal noise interference. White lead plug is for electrode contact; black lead pin plug is for lead shield.
LEAD110S-W	Shielded; white	1 m	Use with recording electrodes for minimal noise interference. White lead plug is for electrode contact; black lead pin plug is for lead shield.

See also: TSD155C Multi-lead ECG Cable
WT100C Wilson Terminal (virtual reference)

LEAD115 LIGHTER LEAD SERIES



New series of unshielded 1-meter electrode leads with thin cable; suitable for facial EMG and other areas where lighter, shorter lead cables are required. Use for female Touchproof connectors to pinch clip connectors—connect electrodes to either a C-series amplifier or an MEC. The pinch connectors are light-weight and the lead cable tinsel wire is 1.27 mm diameter.


LEAD115 (black), LEAD115-R (red), LEAD115-W (white)

LEAD120 LEAD FOR EL120



This 1-meter lead with 1.5 mm Touchproof connector works exclusively with the reusable EL120 electrode. Snap the electrode into place and then plug the lead in with the Touchproof connector. White—LEAD120-W Red—LEAD120-R

LEAD131, LEAD132



Use these electrode lead sets with D-series Smart Amplifiers EBI100D and NICO100D for impedance measurements.

LEAD131 has four (4) 50 cm clip leads, White I+, Red Vin+, Green VIN-, Black I-. Use for tetrapolar electrode configurations.

LEAD132 has eight (8) 64 cm clip leads (4 x 25 cm wires each split to 2 x 35 cm leads): Use for spot electrode configurations.

LEAD131 and LEAD132 electrode leads are only compatible with EBI100D and NICO100D amplifiers.

LEAD140 SERIES SPECIAL ELECTRODE LEAD CLIPS



LEAD140 Series Special Electrode Lead Clips have a 1 m black cable, a 1.5 mm touchproof connector, a 40 mm alligator clip, and require the SS1LA interface. These lead clips that can be used for either recording or stimulation. They are useful for attaching BIOPAC amplifiers to a variety of unusual electrode types, ranging from bare wires, needles, unusual junctions, etc.

LEAD140 Alligator clip with teeth, length 40 mm: Use this fully insulated, unshielded lead to connect fine wire electrodes, including irregular surfaces. There is ferrous metal in the clip.


LEAD142 Retractable minigrabber clip lead with copper extension contacts, length 40 mm, extension length 3.5 mm: Use this unshielded lead to connect to fine wire electrodes up to 1 mm diameter. There is non-ferrous copper alloy in the clip.

MRI Usage: MR Conditional

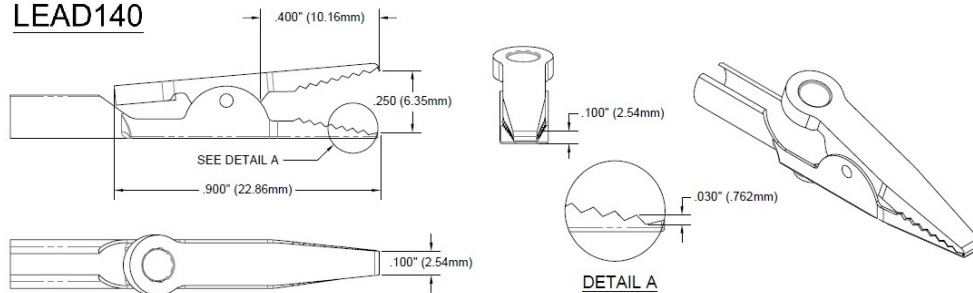
Condition: Tested 3T-9T (LEAD142 only)

See the following page for diagrams of LEAD140 Series clamping width, length, and height dimensions.

LEAD140 SERIES DIMENSIONAL DIAGRAMS



LEAD140



LEAD142

